


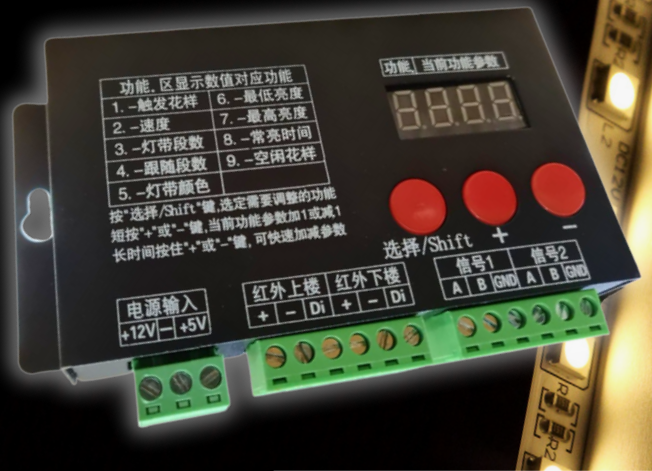
MS01-P

MOTION SENSOR FOR PROGRAMMABLE LED STRIP

VOLTAGE : DC5 - 24V

10 TRIGGER PATTERN SELECTIONS

- 0 - All off
- 1 - All on
- 2 - Follow
- 3 - Follow the pattern as the base color when idle
- 4 - On one by one and off one by one (Cloud Ladder Effect)
- 5 - Gradually on and off one by one
- 6 - Whole fades on and off
- 7 - Power on one by one and keeps on
- 8 - Power on up trigger instruct light on one by one (Always Bright)
- 9 - Light drum effect 1
- 10 - Light drum effect 2



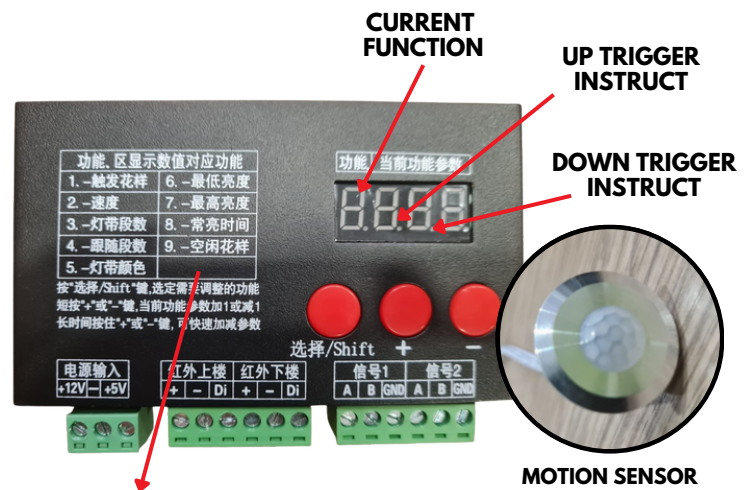
INSTRUCTIONS

Press "Select/Shift" Button to change function within 1-9.

Short press "+" or "-"
Add or subtract one to the parameter of the corresponding function.

Long press "+" or "-"
Increases or decreases the parameter continuously (can be quickly adjusted to the required value).

Press and hold "+" or "-" around 2 seconds at the same time
Reset parameters to the initial value, the current parameters will be automatically saved after adjustment without other operations.



1	Trigger Pattern	6	Brightness (Low)
2	Speed	7	Brightness (High)
3	Number of Strips	8	"Always On" Timing
4	Follow Strips	9	Idle pattern
5	Color of Strips		